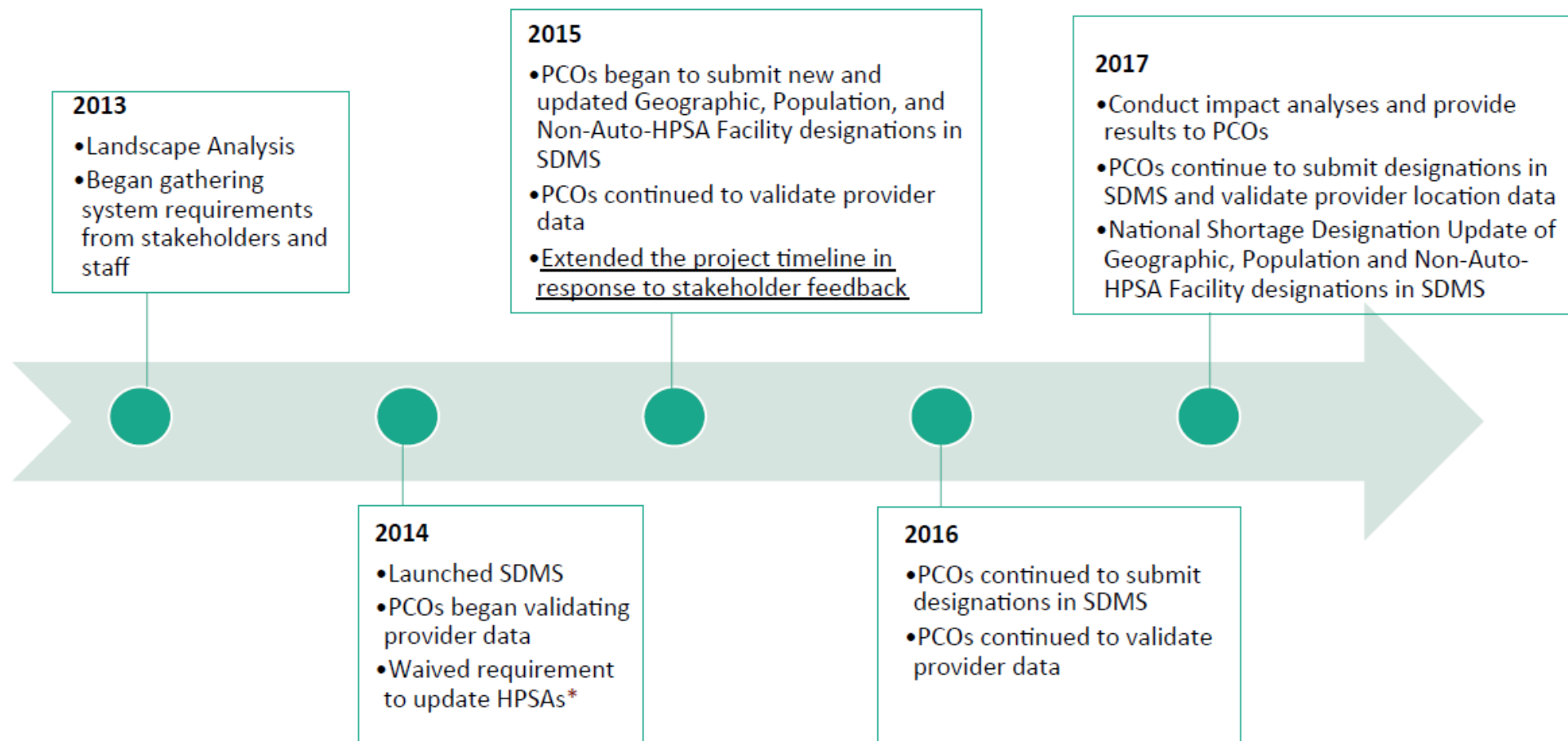


Shortage Designation Project Timeline



**HRSA has not withdrawn geographic, population, and those facility designations that require applications due to lack of updated PCO data since 2014. Waiving the requirement to update HPSAs was predicated on BHW's plan to update all designations at a single point in time using national standardized data and PCO-validated provider data (the National Shortage Designation Update).*



July 2017 Impact Analysis Results

(based on PCO provider data as of July 7, 2017)

1,894 HPSA scores would increase (11% of all HPSAs)

674 HPSA scores would remain the same (4% of all HPSAs)

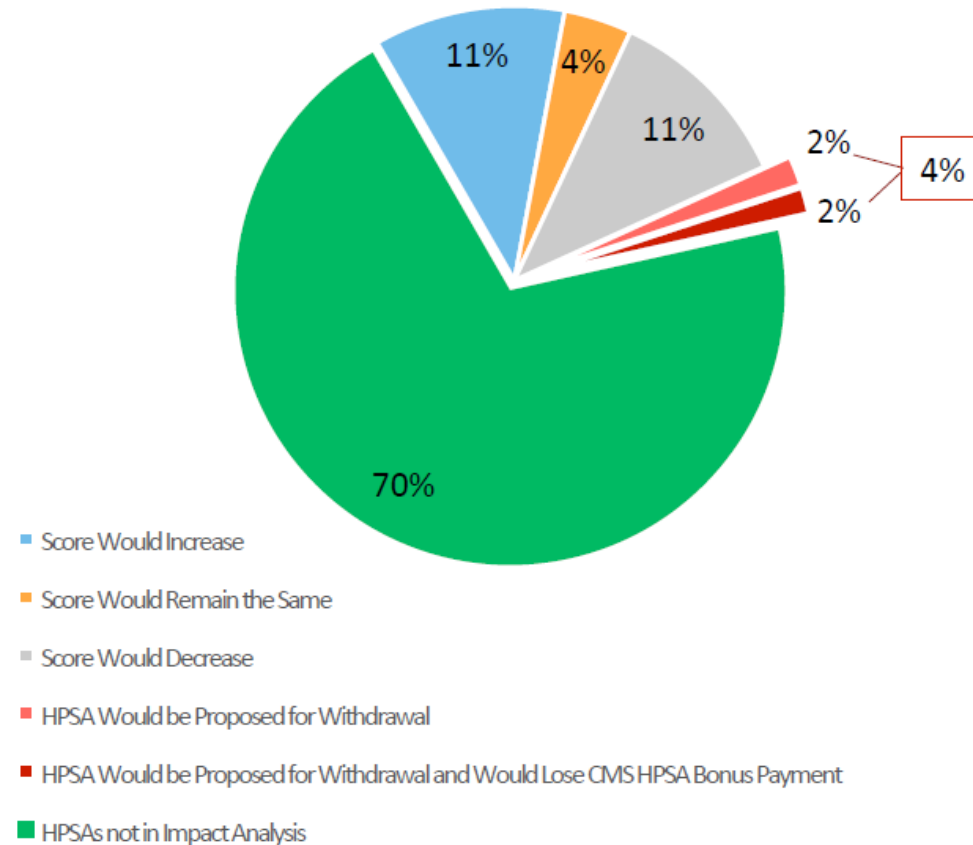
1,888 HPSA scores would decrease (11% of all HPSAs)

554 HPSAs would be proposed for withdrawal because they would no longer meet the federal criteria for a HPSA (4% of all HPSAs)

259 of these are CMS HPSA Bonus Payment-Eligible HPSAs (e.g., geographic primary care and mental health HPSAs) (2% of all HPSAs)

11,783 HPSAs are not included in the Impact Analysis (70% of all HPSAs)

Impact on All HPSAs (n=16,793)



SDMS SNAPSHOT — Application Metrics as of August 30, 2017

2017 Application Status by Discipline and Designation Type (January 1 – August 30, 2017)					
Discipline/Designation Type	Application Status				
	In Progress~	Under Review	Approved	Disapproved	Total
Dental Health	548	273	583	3	1,407
Facility	13	6	59	0	78
HPSA Geographic	116	49	72	2	239
HPSA Geographic High Needs	58	52	69	0	179
HPSA Population	361	166	383	1	911
Mental Health	425	191	370	4	990
Facility	31	12	88	2	133
HPSA Geographic	133	72	98	1	304
HPSA Geographic High Needs	130	59	78	0	267
HPSA Population	131	48	106	1	286
Primary Care	1,170	362	858	14	2,404
Facility	31	9	79	1	120
HPSA Geographic	368	89	248	8	713
HPSA Geographic High Needs	152	57	128	0	337
HPSA Population	463	190	336	4	993
MUA/P	156	17	67	1	241
Grand Total	2,143	826	1,811	21	4,801

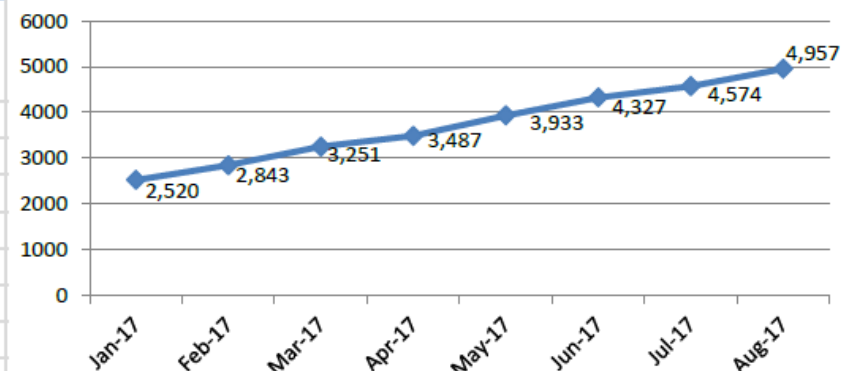
~In Progress applications are pending submission by PCOs.

2016 Application Status by Discipline (January 1 – December 31, 2016)			
Discipline	Application Status		
	Approved	Disapproved	Total
Dental Health	306	38	344
Mental Health	370	33	403
Primary Care	731	52	783
Grand Total	1,407	123	1,530

Import Tool Counts** (August 1 – August 30)	
PCO Actions	Counts
Add	45
Update	1,566
Deactivated	3,266
Grand Total	4,877

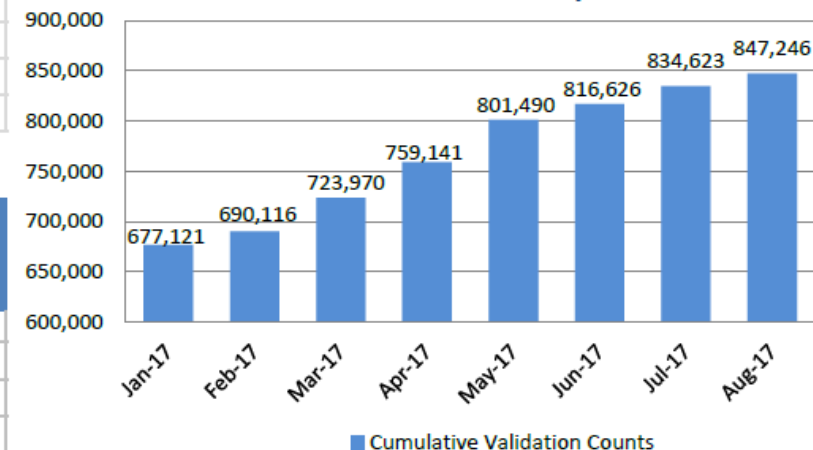
**Reflects total actions. Multiple actions can be taken on a single provider.

Cumulative Total of Shortage Designation Applications*



*For the number of applications prior to January 2017, please email ShortageDesignation@HRSA.gov.

Cumulative Total of Unique Provider Locations* Validated by PCOs



* For the cumulative total of unique provider locations validated prior to January 2017, please email ShortageDesignation@HRSA.gov.