National Shortage Designation Modernization Project: Auto-HPSAs

Objectives

After this presentation, participants will:

- Understand the scoring criteria used for Auto-HPSAs;
- Know that the scoring criteria is not changing;
- Be able to identify the data sources that will be used for the Auto-HPSA impact analyses; and
- Identify resources available to them throughout this project.

Shortage Designations* Help Target Resources**

Shortage Designation Option	National Health Service Corps (NHSC)	NURSE Corps	Health Center Program	CMS HPSA Bonus Payment Program	CMS Rural Health Clinic Program	J-1 Visa Waiver
Primary Care						
Geographic HPSA	X	X		X	X	X
Population HPSA	X	X			X	X
Facility HPSA	X	X				X
Dental Care						
Geographic HPSA	X					
Population HPSA	X					
Facility HPSA	X					
Mental Health						
Geographic HPSA	X	X		X		X
Population HPSA	X	X				X
Facility HPSA	X	X				X
Medically Underserved Area (MUA)			X		X	X
Medically Underserved Population (MUP)			X			X
Exceptional MUP			X			X
State Governor's Certified Shortage Area					X	

*42 USC §254e(d)(1): "The Secretary shall determine health professional shortage areas in the States, publish a descriptive list of the areas, population groups, medical facilities, and other public facilities so designated, and at least annually review and, as necessary, revise such designations."
**List of programs is not exhaustive.

HRSA Health Workforce

Types of HPSAs

A shortage of:

Primary Care

Mental Health

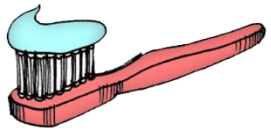

Dental Health

providers in a:

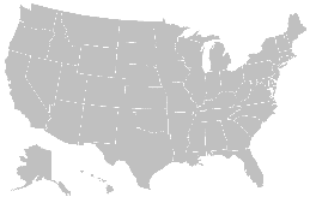

Geographic Area

Population Group

Facility

HPSA Designation Criteria

While the general components of designation analysis are similar across designation types, the specific eligibility criteria vary depending on designation type…

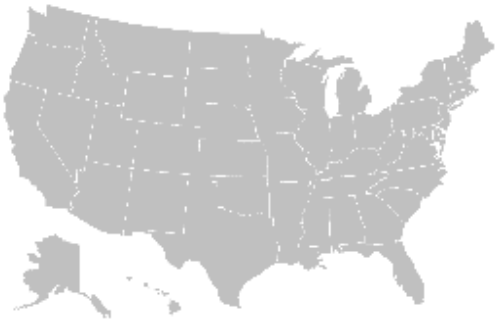

Geographic Area

Population

Facility

Automatically Designated Facility HPSAs

Using the statute and regulations, HRSA has deemed the following facility types as eligible for automatic HPSA designation:

- **Health Centers (funded under Sec. 330)**
- **Health Center Look-Alikes**
- **Tribally-Run Clinics**
- **Urban Indian Organizations**
- **Dual-Funded Tribal Health Centers**
- **Federally-Run Indian Health Service Clinics**
- **CMS-Certified Rural Health Clinics meeting NHSC site requirements**

Auto-HPSAs compared to other HPSAs

Similar but not the same

Other HPSAs	Automatic Facility (Auto-HPSAs)
• Designation & scoring done online • Criteria used to first designate as HPSA • Criteria used to determine HPSA score • Scores range from 0-25 (26 for dental) • Designations are required to be reviewed and updated as necessary annually • Score of "0" is rare	• Designation & scoring currently done ***manually*** • ***No application*** process necessary • Same criteria used to determine HPSA score as other HPSAs • Same scoring range used • HRSA has not historically required Auto-HPSA scores to be reviewed regularly; updates are requested by facility • Score of "0" ***more frequent*** and means low shortage or no data was available for scoring

HPSA Scoring Criteria

HPSA scores are based on a variety of criteria and range from 0 to 25 in the case of Primary Care and Mental Health, and 0 to 26 in the case of Dental Health.

Primary Care
0-25

Population-to-Provider Ratio Point Value *Double Weighted* + % of Population at 100% Federal Poverty Level Point Value + Infant Health Index Point Value (Based on IMR or LBW Rate) + Travel Time to Nearest Source of Care Point Values = HPSA Score (out of 25)

Mental Health
0-25

Population-to-Provider Ratio Point Value + % of Population at 100% Federal Poverty Level Point Value + Alcohol Abuse Prevalence Point Value + Substance Abuse Prevalence Point Value

+ Elderly Ratio Point Value + Youth Ratio Point Value + Travel Time to Nearest Source of Care Point Values = HPSA Score (out of 25)

Dental Health
0-26

Population-to-Provider Ratio Point Value *Double Weighted* + % of Population at 100% Federal Poverty Level Point Value *Double Weighted* + Water Fluoridation Status Point Value + Travel Time to Nearest Source of Care Point Values = HPSA Score (out of 26)

HPSA
Scoring Calculations

	Primary Care			Dental Health			Mental Health
Criteria	Max Pts Awarded	Multiplier	Total Points Possible	Max Pts Awarded	Multiplier	Total Points Possible	Max Pts Awarded
Population:Provider Ratio	5	x 2	**= 10**	5	x 2	**= 10**	**7**
% of Population below FPL	5	x 1	**= 5**	5	x 2	**= 10**	**5**
Travel distance/time to NSC	5	x 1	**= 5**	5	x 1	**= 5**	**5**
Infant Mortality Rate or Low Birth Weight	5	X 1	**= 5**				
Water Fluoridation				1	x1	**= 1**	
Ratio of children under 18 to adults 18-64							**3**
Ratio of adults 65 and older to adults 18-64							**3**
Substance abuse prevalence							**1**
Alcohol abuse prevalence							**1**
Max Score:			= 25			= 26	= 25

HRSA Health Workforce

The Shortage Designation Modernization Project utilizes the existing HPSA scoring criteria. No changes to the criteria have been made.

How HPSA Scores are Used

1. Priority in Awards
2. Award Levels
3. Scholar Placement

1. Funding Preference
2. Scholar Placement

Shortage Designation Modernization Project

- Shortage designation is authorized by Congress and is supported by HRSA and State Primary Care Offices (PCOs) through a shared responsibility to better serve underserved and rural areas in need of health care access.
- Initiated in 2013, the Project makes this shared goal more efficient, modern, and consistent for all states and territories.

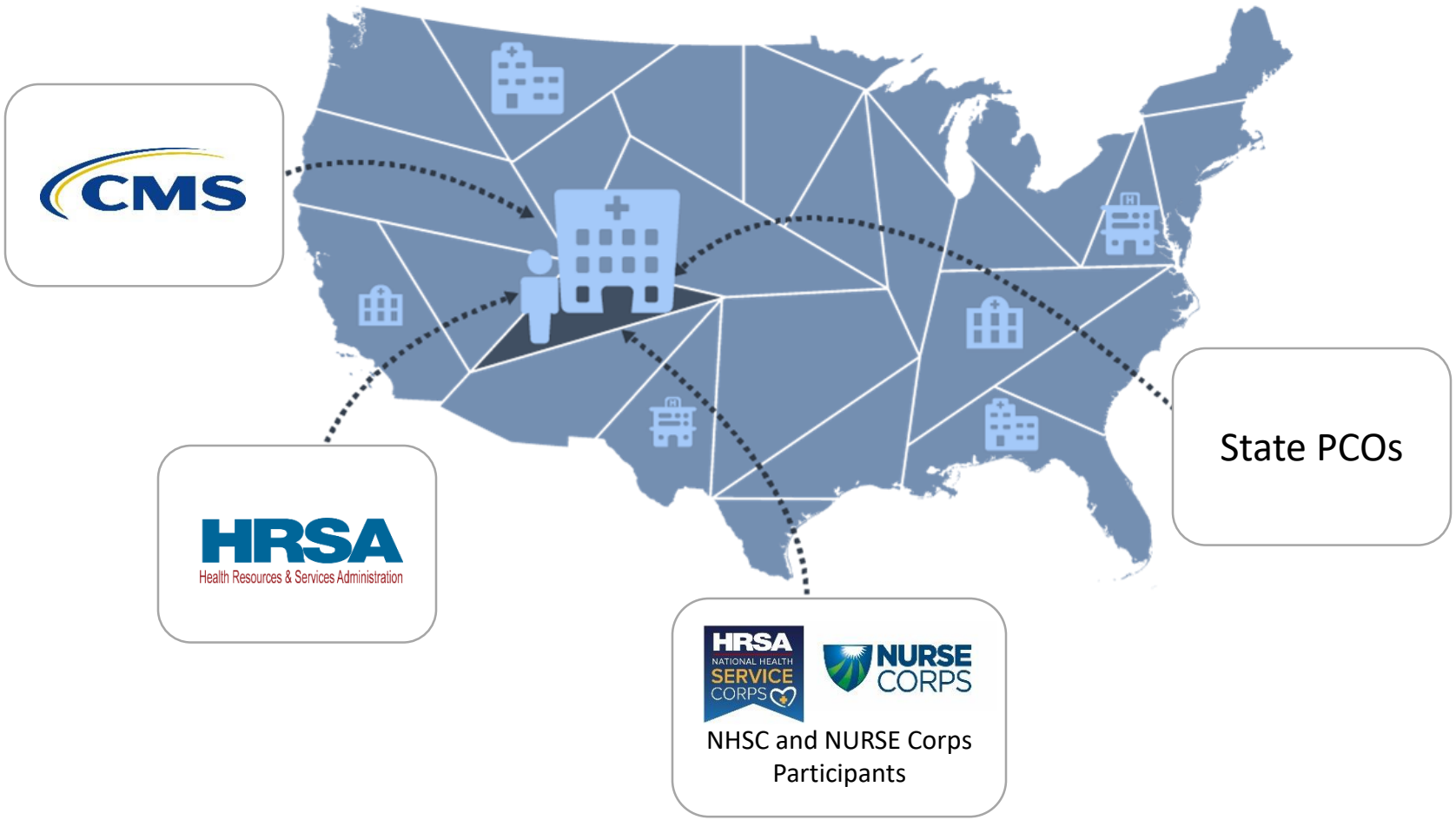

HRSA Health Workforce

The Shortage Designation Modernization Project utilizes the existing HPSA scoring criteria. No changes to the criteria have been made.

Shortage Designation Management System (SDMS)

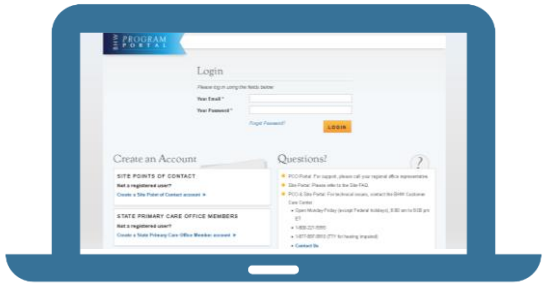

… is an online **tool** used by State PCOs and HRSA to manage designations

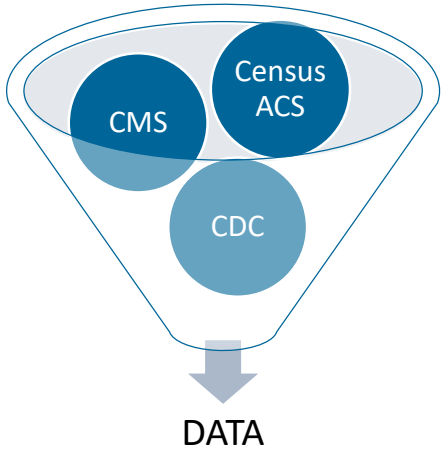

… uses **standard data sets** to calculate designations

… is based on **regulations**

The Shortage Designation Modernization Project utilizes the existing HPSA scoring criteria. No changes to the criteria have been made.

Shortage Designation Management System (SDMS) Data Sources

- Standardized data are sourced from:
  - The Centers for Medicare & Medicaid Services (CMS) for provider data
  - The Centers for Disease Control and Prevention (CDC) for infant health data
  - The Census Bureau for population data
  - The Environmental Systems Research Institute (ESRI) for travel and spatial mapping data

Federal Data			Industry Data	State Data
Providers	**Health Data**	**Population Data**	**Travel Data**	**Data Points**
Providers Address from National Provider Identifier (NPI)	Infant Mortality Rate (IMR)	Total Resident Civilian Population	Private Transportation Network	Provider Attributes for HPSA FTE Calculation
Center for Medicare & Medicaid	Low Birth Weight (LBW)	Population at Federal Poverty Level	Environmental Systems Research Institute	Other Populations (Medicaid, Homeless, Migrant Farmworker)
	Center for Disease Control and Prevention	Ethnicity Populations (e.g., Hispanic, Asian, American Indian/ Alaska Native)		Fluoridation Rate
		Youth & Elderly Population in Service Area		Alcohol & Substance Abuse Rates
		Census Bureau (Census and ACS)		State Primary Care Offices (PCOs)

HRSA Health Workforce

Shortage Designation Modernization Project

The Shortage Designation Modernization Project utilizes the existing HPSA scoring criteria. No changes to the criteria have been made.

Designated HPSAs (as of 8/1/2018)

Total Designated HPSAs	**17,299**	
Auto-HPSAs	9,041	52%
Geographic, Population, and Facility** HPSAs	8,258	48%
Total Designated Auto-HPSAs	**9,041**	
Alaskan Native Tribal Population	46	1%
Federally Qualified Health Center	4,147	46%
Federally Qualified Health Center Look Alike	327	4%
Indian Health Service Facility	275	3%
Native American Tribal Population	1,045	12%
Rural Health Clinic	3,201	35%

HRSA Health Workforce

The Shortage Designation Modernization Project utilizes the existing HPSA scoring criteria. No changes to the criteria have been made.

Year Auto-HPSAs were updated (n=9,032)

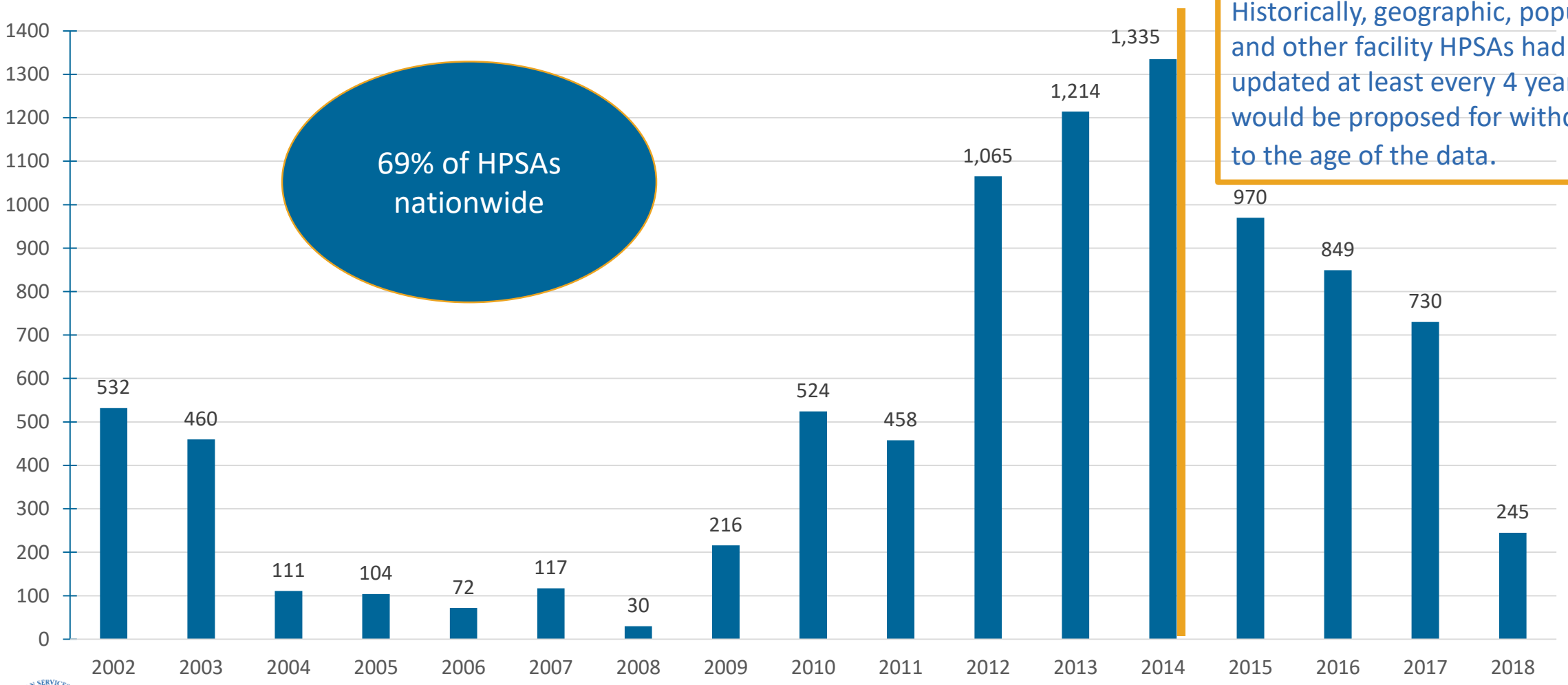

Historically, geographic, population, and other facility HPSAs had to be updated at least every 4 years or would be proposed for withdrawal due to the age of the data.

HRSA Health Workforce

The Shortage Designation Modernization Project utilizes the existing HPSA scoring criteria. No changes to the criteria have been made.

Year RHC Auto-HPSAs were updated (n=3,201)

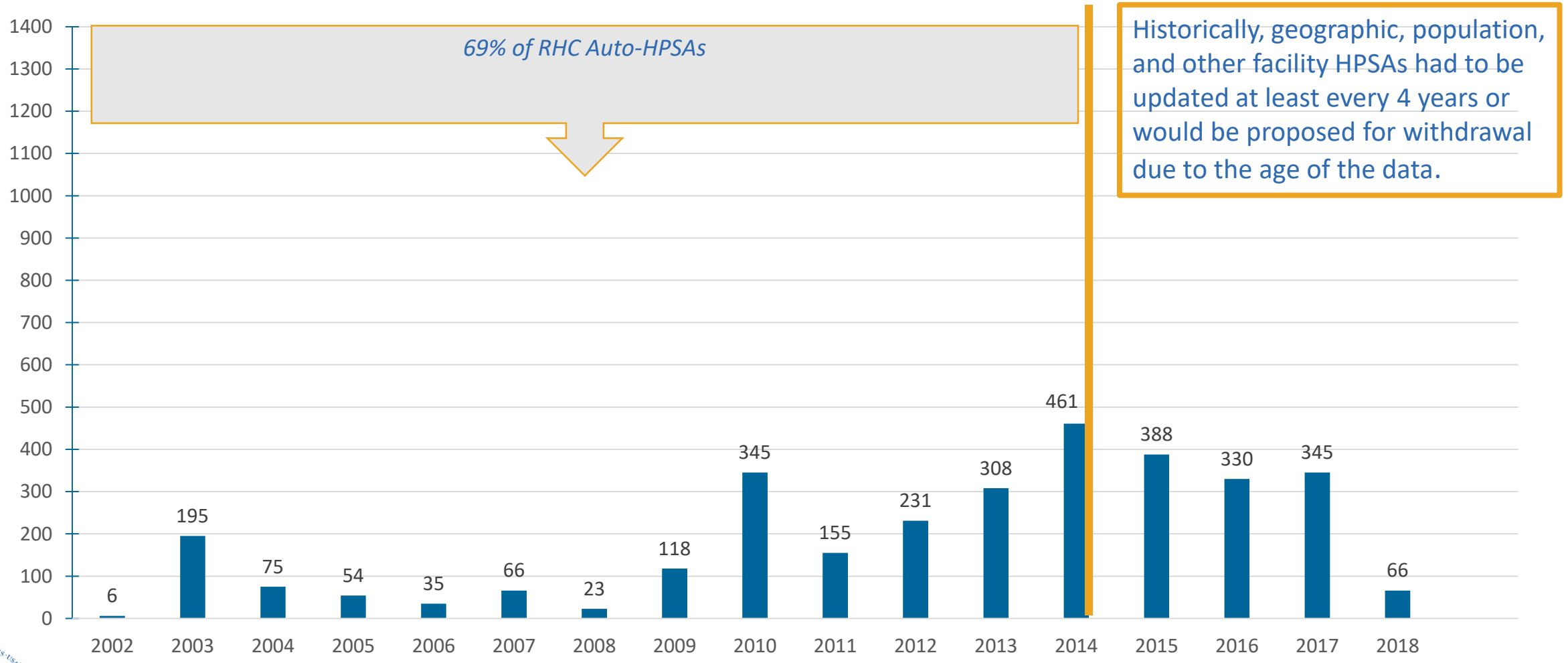

NHSC and Sites Relying Upon Auto-HPSA Scores

~370

of 2017 Field Strength

serving in sites with Auto-HPSA
scores from 2002 and 2003

~2,722

of FY 2017 Field Strength

serving in sites with Auto-HPSA
scores updated
more than 4 years ago

Auto-HPSA Working Group: Data Proposals

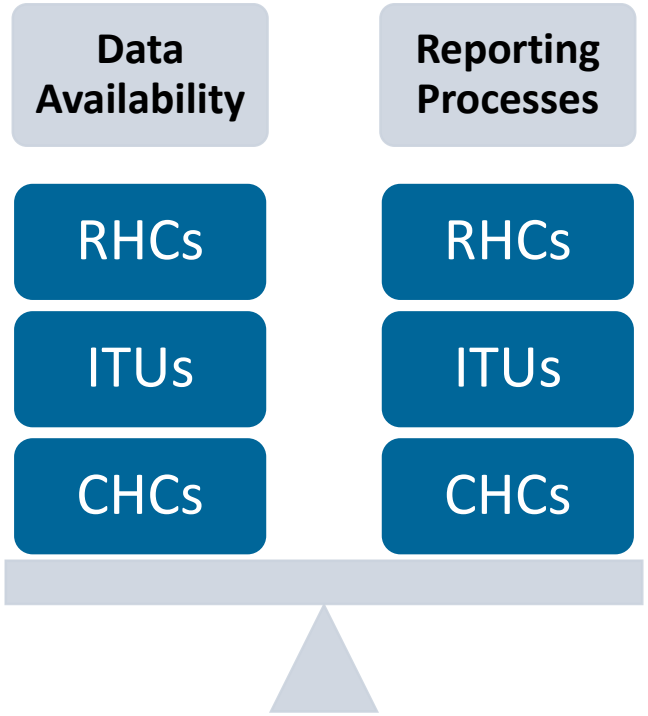

Thank you to the Auto-HPSA Working Group:

- Nathan Baugh (National Association of Rural Health Clinics)
- Jennifer Harrison (Eastern Aleutian Tribes)
- Debra Jahnke (Minnesota Department of Health)
- Aleksandr Kladnitsky (Wisconsin Primary Health Care Association)
- Maine Primary Care Association
- Jyl Marden (California Consortium for Urban Indian Health)
- Colleen Meiman (National Association of Community Health Centers)
- Alan Morgan (National Rural Health Association)
- Greg Nycz (Family Health Center of Marshfield)
- Shelly Phillips (Association for Utah Community Health)
- Thomas Rauner (Nebraska Division of Public Health)

2019 National Shortage Designation Update: Auto-HPSAs

- National update of all Auto-HPSAs tentatively planned for April 2019
- Utilizes existing HPSA scoring criteria; no changes to the criteria have been made
- Auto-HPSA facilities will receive a series of Auto-HPSA update previews beginning this Fall

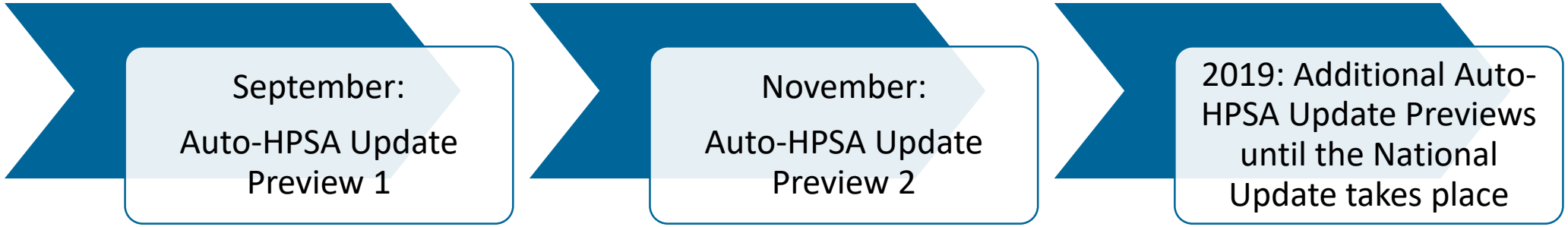

HRSA Health Workforce

Purpose of Auto-HPSA Update Previews

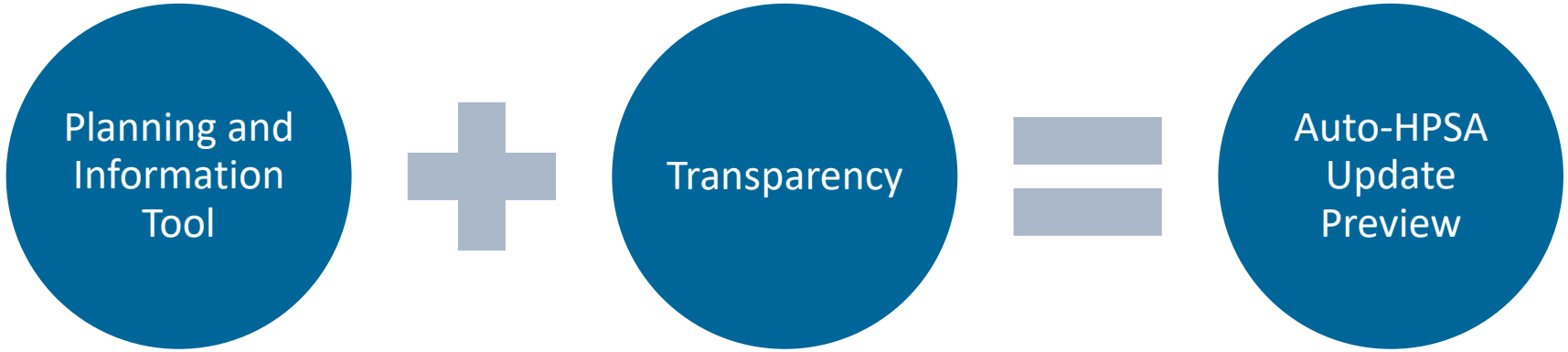

Population: Provider Ratio

HPSA Scoring Criteria	Primary Care			Dental Health			Mental Health
	Max Pts Awarded	Multiplier	Total Points Possible	Max Pts Awarded	Multiplier	Total Points Possible	Max Pts Awarded
Population: Provider Ratio	5	x 2	**= 10**	5	x 2	**= 10**	**7**

Community Health Centers*

SERVICE AREA

- Defined by zip codes in which ***75% of a Auto-HPSA facility's patients reside*** to create a Zip Code Tabulation Area (ZCTA)-based service area. (*Source: UDS*)

DEFINITION

- Population defined ***as low income population at or below 200% FPL*** in the service area. (Source: *Census*)
- Providers defined as the count of eligible ***FTEs that serves Medicaid patients OR provides services on a sliding fee scale*** in the service area. (Source: *SDMS*)

Rural Health Clinics**

SERVICE AREA

- Defined by census tracts intersecting with a ***30 or 40 minute travel polygon*** to create service area. (*Source: SDMS*)

DEFINITION

- Population defined as ***total population*** in the service area. (Source: *Census*)
- Providers defined as the count of eligible ***FTEs*** in the service area. (Source: *SDMS*)

I/T/Us**

SERVICE AREA

- Defined by census tracts intersecting with a ***30 or 40 minute travel polygon*** to create service area. (*Source: SDMS*)

DEFINITION

- Population defined as ***total population of American Indian and Alaska Native alone or in combination with one or more races (when available)*** in the service area. (Source: *Census*)
- Providers defined as the count of eligible ***FTEs that serve the American Indian and Alaska Native*** populations within the service area. (Source: *SDMS*)

Scoring will be at the organizational level.

***Following the National Update, RHCs and ITUs may provide facility-level data to be rescored.*

HRSA Health Workforce

% of Population Below FPL

HPSA Scoring Criteria	Primary Care			Dental Health			Mental Health
	Max Pts Awarded	Multiplier	Total Points Possible	Max Pts Awarded	Multiplier	Total Points Possible	Max Pts Awarded
% of Population below FPL	5	x 1	**= 5**	5	x 2	**= 10**	**5**

Community Health Centers

SERVICE AREA

- Not used

DEFINITION

- The ***percent of population of patients served with known income*** at or below 100% FPL (*Source: UDS*)

Rural Health Clinics*

SERVICE AREA

- Defined by census tracts intersecting with a 30 or 40 minute travel polygon to create service area. (*Source: SDMS*)

DEFINITION

- Out of the ***population in the service area***, the count of individuals at or below 100% FPL ***divided by the total population for whom poverty is determined***. (*Source: Census*)

I/T/Us*

SERVICE AREA

- Defined by census tracts intersecting with a 30 or 40 minute travel polygon to create service area. (*Source: SDMS*)

DEFINITION

- Out of the ***population in the service area***, the count of individuals at or below 100% FPL ***divided by the total population for whom poverty is determined***. (*Source: Census*)

**Following the National Update, RHCs and ITUs may provide facility-level data to be rescored.*

HRSA Health Workforce

Travel Distance/Time to Nearest Source of Care (NSC)	Primary Care			Dental Health			Mental Health
HPSA Scoring Criteria	Max Pts Awarded	Multiplier	Total Points Possible	Max Pts Awarded	Multiplier	Total Points Possible	Max Pts Awarded
Travel distance/time to nearest source of care (NSC)	5	x 1	**= 5**	5	x 1	**= 5**	**5**

Community Health Centers

DEFINITION

- The nearest ***provider that serves Medicaid patients AND provides services on a sliding fee scale*** who is not in an over utilized* area. *(Source: SDMS)*

Rural Health Clinics

DEFINITION

- The nearest ***provider that serves Medicaid patients AND provides services on a sliding fee scale*** who is not in an over utilized* area. *(Source: SDMS)*

I/T/Us

DEFINITION

- The nearest ***provider that serves American Indian/Alaska Native*** populations who is not in an over utilized* area. *(Source: SDMS)*

*To determine overutilization: a 30-40 minute travel polygon will be drawn around each provider based on private transportation to create an area from which the population and provider data will be pulled. (Source: *SDMS)*

A provider will be considered over-utilized if the population to provider ratio is greater than:

- **Primary Care:** 2,000:1
- **Dental Health:** 3,000:1
- **Mental Health**
  - Providers will be considered over-utilized if the population-to-provider ratio for psychiatrists ≥ 10,000:1 and the population-to-provider ratio for Core Mental Health providers is ≥ 3,000:1;
  - If there is no data on Core Mental Health providers other than psychiatrists or the Core Mental Health other than psychiatrists FTE = 0, providers will be considered over utilized if the population-to-provider ratio for psychiatrists is ≥ 20,000:1.x

HRSA Health Workforce

NSCs can not be overutilized

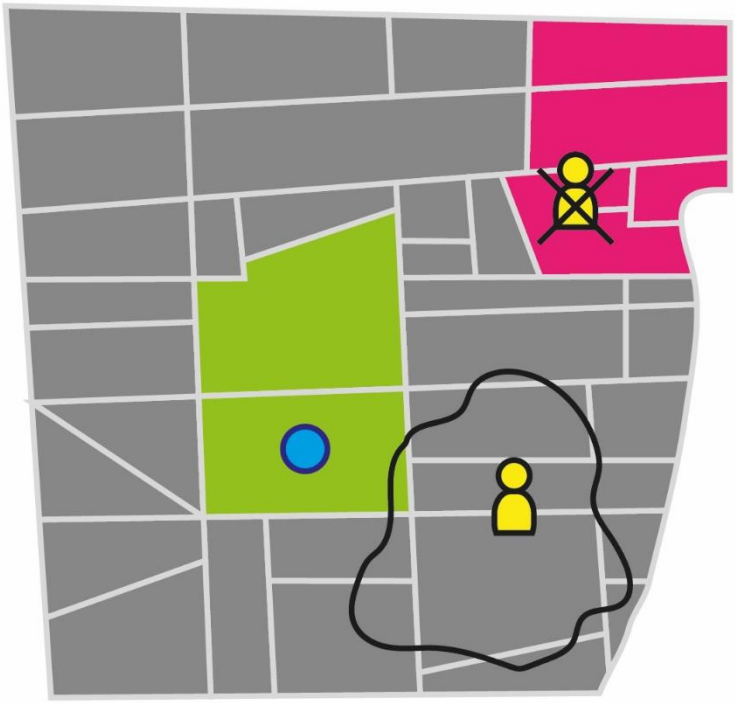

A 30/40 min travel polygon is drawn around each provider in SDMS

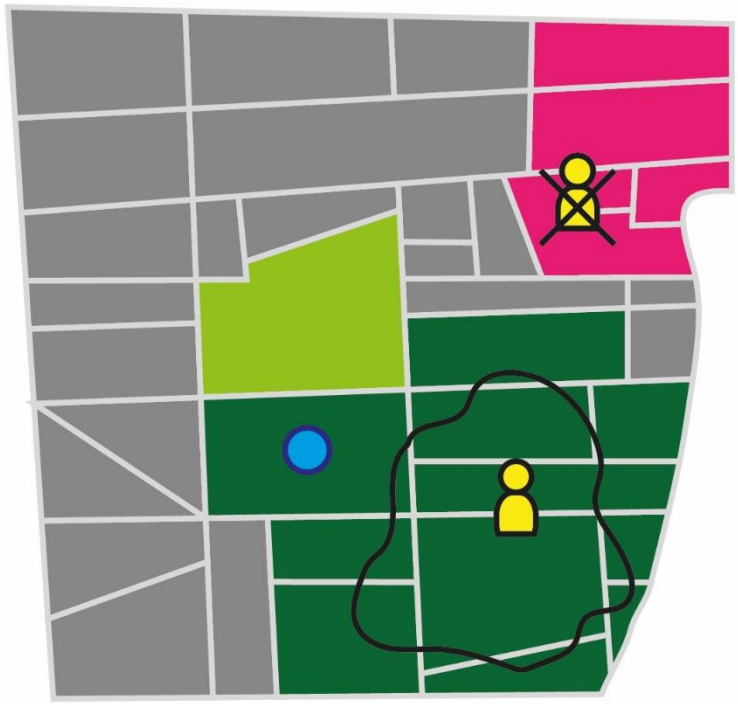

The overlapping Census Tracks are saved and the population to provider ratio for the area is determined.

Infant Mortality Rate or Low Birth Rate	Primary Care			Dental Health			Mental Health
HPSA Scoring Criteria	Max Pts Awarded	Multiplier	Total Points Possible	Max Pts Awarded	Multiplier	Total Points Possible	Max Pts Awarded
Infant Mortality Rate *or* ***Low Birth Weight***	5	x 1	**= 5**				

Community Health Centers

DEFINITION

- **IMR:** Out of the total population, the count of infant deaths divided by the total number of infant births for the county in which the Auto-HPSA service areas are located. Scaled by 1,000. *(Source: CDC)*
- **LBW:** Out of the total population, the count of low birth weight births divided by the total number of infant births for the county in which the Auto-HPSA sites are located. Scaled by 100. *(Source: CDC)*

Rural Health Clinics

DEFINITION

- **IMR:** Out of the total population, the count of infant deaths divided by the total number of infant births for the county in which the Auto-HPSA service area are located. Scaled by 1,000. *(Source: CDC)*
- **LBW:** Out of the total population, the count of low birth weight births divided by the total number of infant births for the county in which the Auto-HPSA sites are located. Scaled by 100. *(Source: CDC)*

I/T/Us

DEFINITION

- **IMR:** Out of the total population, the count of infant deaths divided by the total number of infant births for the county in which the Auto-HPSA service area are located. Scaled by 1,000. *(Source: CDC)*
- **LBW:** Out of the total population, the count of low birth weight births divided by the total number of infant births for the county in which the Auto-HPSA sites are located. Scaled by 100. *(Source: CDC)*

Water Fluoridation

HPSA Scoring Criteria	Primary Care			Dental Health			Mental Health
	Max Pts Awarded	Multiplier	Total Points Possible	Max Pts Awarded	Multiplier	Total Points Possible	Max Pts Awarded
Water Fluoridation				1	x 1	**= 1**	

Community Health Centers

DEFINITION

- Score default to “0”.

Rural Health Clinics

DEFINITION

- Score default to “0”.

I/T/Us

DEFINITION

- Score default to “0”.

After the National Update tentatively scheduled for April 2019, all Auto-HPSA facilities may provide supplemental information for a point to be awarded, where warranted.

Ratio of Children & Ratio of Adults	Primary Care			Dental Health			Mental Health
HPSA Scoring Criteria	Max Pts Awarded	Multiplier	Total Points Possible	Max Pts Awarded	Multiplier	Total Points Possible	Max Pts Awarded
Ratio of children under 18 to adults 18-64							**3**
Ratio of adults 65 and older to adults 18-64							**3**

Community Health Centers

DEFINITION

- Out of the total patient population, the count of individuals younger than 18, or 65 and older, divided by the count of adults age 18-64. *(Source: UDS)*

Rural Health Clinics*

DEFINITION

- The count of individuals younger than 18, or 65 and older, divided by the count of adults age 18-64. *(Source: Census)*

I/T/Us*

DEFINITION

- The count of individuals younger than 18, or 65 and older, divided by the count of adults age 18-64. *(Source: Census)*

**Following the National Update, RHCs and ITUs may provide facility-level data.*

Substance Abuse Prevalence & Alcohol Abuse Prevalence	Primary Care			Dental Health			Mental Health
HPSA Scoring Criteria	Max Pts Awarded	Multiplier	Total Points Possible	Max Pts Awarded	Multiplier	Total Points Possible	Max Pts Awarded
Substance abuse prevalence							**1**
Alcohol abuse prevalence							**1**

Community Health Centers

DEFINITION

- Score default to “0”.

Rural Health Clinics

DEFINITION

- Score default to “0”.

I/T/Us

DEFINITION

- Score default to “0”.

After the National Update tentatively scheduled for April 2019, all Auto-HPSA facilities may provide supplemental information for a point to be awarded, where warranted.

HRSA Health Workforce

Impact Analyses* Data Sources Summary

Community Health Centers
(scored at the organizational level)

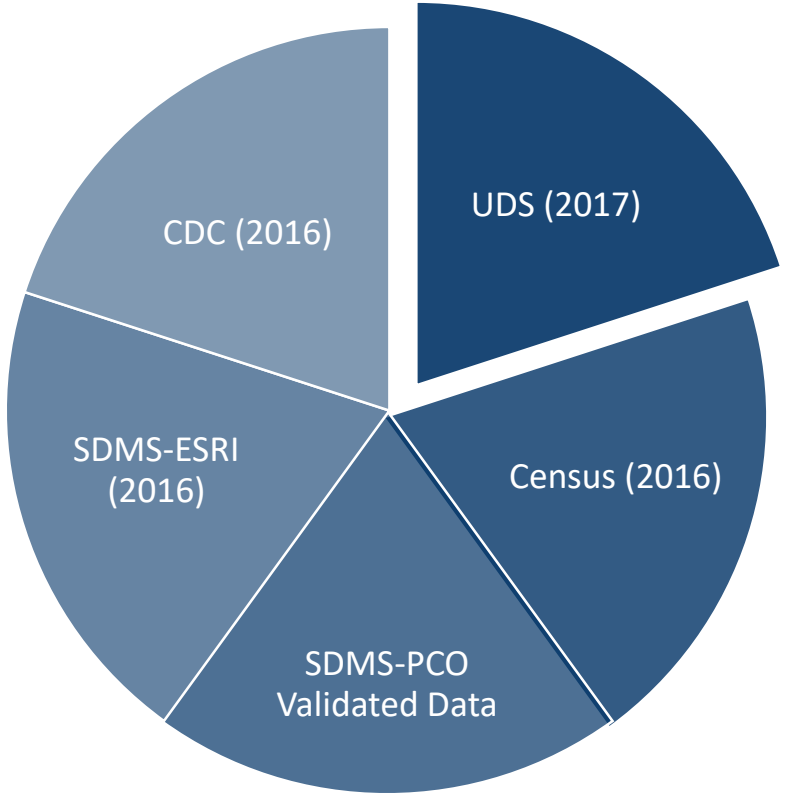

RHCs, I/T/Us
(scored at the organizational or site level)

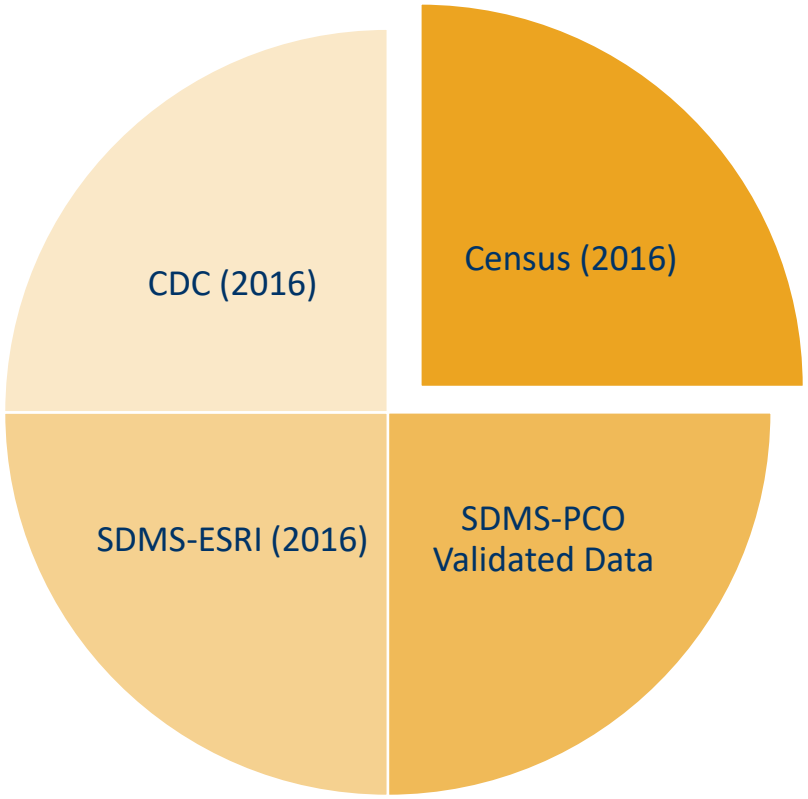

* After the National Update tentatively scheduled for April 2019, Auto-HPSA facilities may submit information (facility-level data and/or supplemental data) to be rescored.

Auto-HPSA FAQs

Q1: Will changes to my Auto-HPSA score affect my CMS certification?

A1:

- No. To be an Auto-HPSA, you must first be CMS-certified.

Q2: May facilities keep their existing scores?

A2:

- Every Auto-HPSA will be included in the Update tentatively planned for April 2019. (Even if rescored in advance of the Update.)
- Facilities may not keep their existing scores when the Update takes place.

Auto-HPSA FAQs

Q3: How often will Auto-HPSAs be updated?

A3: At present, we are focused on the national Update tentatively planned for April 2019.

Q4: What supplemental data can I submit for my facility to be rescored?

A4: After the national update occurs, you may submit the following:

- The zipcodes in which 75% of your facility's patients reside;
- The percent of your patient population of with known income at or below 100 FPL;
- Out of your total patient population, the count of individuals younger than 18 and 65 or older, divided by the count of adults age 18-64;
- Water fluoridation data;
- Substance misuse prevalence rate data; and
- Alcohol misuse prevalence rate data.

HRSA Health Workforce

Next Steps

Communicate!

Distribute the results of the first Auto-HPSA preview (anticipated September 2018)

Auto-HPSA preview technical assistance

Auto-HPSA Communications Working Group

- **Diane Calmus** (National Rural Health Association)
- **Francys Crevier, Kimberly Fowler, Kathryn Lash** (National Council of Urban Indian Health)
- **Abigail Echo-Hawk** (Urban Indian Health Institute)
- **Aleksander Kladnitsky** (Wisconsin Primary Health Care Association)
- **Lacy Foy** (The Bowen Center for Health Workforce Research and Policy)
- **Charles James, Jr.** (North American Healthcare Management Services)
- **Barry Lacy** (Illinois Primary Health Care Association)
- **Jessica Lungman** (Bear Lake Community Health Center, Inc.)
- **Jyl Marden and Virginia Hedrick** (California Consortium for Urban Indian Health)
- **Colleen Meiman** (National Association of Community Health Centers)
- **Shelly Phillips** (Association for Utah Community Health)
- **Dr. David Schmitz** (University of North Dakota)
- **Michael Shimmens** (Rural Recruitment and Retention Network)
- **Joseph Tucker** (Nevada Health Planning and Primary Care Office)

HRSA Health Workforce

Resources and Contact Information

SDMP@HRSA.GOV

For questions about the Shortage Designation Modernization Project including:

- Auto-HPSA Previews
- National Shortage Designation HPSA Update

Additional Resources:

- https://bhw.hrsa.gov/shortage-designation/application-scoring-process/modernization-project
- https://bhw.hrsa.gov/shortage-designation/hpsa/primary-care-offices

HRSA Health Workforce

Summary

- *The Shortage Designation Modernization Project utilizes the existing HPSA scoring criteria. No changes to the criteria have been made.*
- *The national Update of Auto-HPSAs is tentatively planned for April 2019.*
- *A series of Auto-HPSA previews will be provided in advance of the Update for informational and planning purposes.*
- *HRSA is actively engaging stakeholders in the project—please share your feedback.*
- *The current process to request a score or rescore remains in place.*

Connect with HRSA

To learn more about our agency, visit

www.HRSA.gov

Sign up for the HRSA *eNews*

FOLLOW US: